

TTUHSC *Global Matters*

The Newsletter for the Center *for* International *and* Multicultural Affairs

Keino McWhinney joined the staff of TTUHSC in Jul as presidential advisor. It may be more accurate to say he is a jack of all trades. In essence he does a little bit of everything as needed—research, letter writing, speech writing, special projects (some that surface at a moment's notice.)



Every 1st and 3rd
Wednesday of the month
Noon CST
ACB 120

September 2
Joaquin Lado MD
Endocrinology
Lubbock

September 16
Jamal Islam MD
Family Medicine
Odessa

October 7
James Dembowski PhD
Speech, Language &
Hearing Sciences
Lubbock

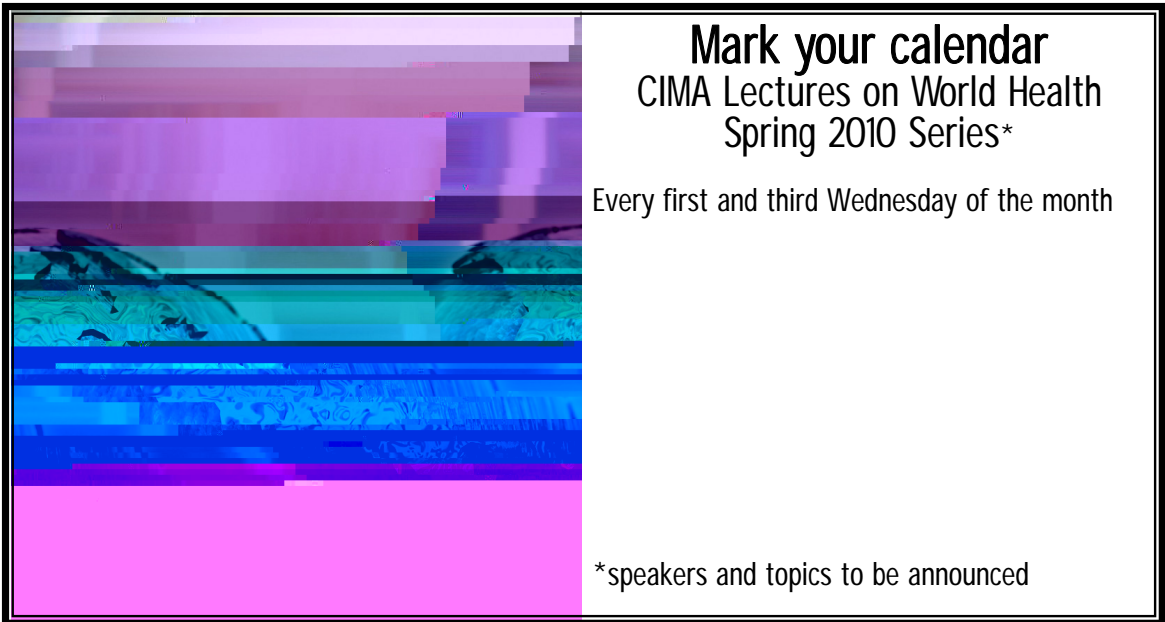

October 21
German Núñez PhD
Vice President
International and
Multicultural Affairs
Lubbock

November 4
David Fish, CEO
Breedlove Foods, Inc.
Lubbock

November 18
Patti Patterson MD
MPH
Pediatrics
Lubbock

December 2
Tyler Levick, SOM 2012
& Sixtus Atabong PA
Purpose Medical
Mission, Cameroon

*Topics to be Announced



Mark your calendar
CIMA Lectures on World Health
Spring 2010 Series*

Every first and third Wednesday of the month

*speakers and topics to be announced

Year	Students	Change	Education Enrollment ²	Int'l
1997/98	481,280	5.1	14,502,000	3.3
1998/99	490,933	2.0	14,507,000	3.4
1999/00	514,723	4.8	14,791,000	3.5
2000/01	547,867	6.4	15,312,000	3.6
2001/02	582,996	6.4	15,928,000	3.7

D. ACADEMIC LEVEL TRENDS, 2000/01 – 2007/08

Year	Undergrad	% Change	Graduate	% Change	Non-degree	% Change
2000/01	254,429	7.3	238,497	9.3	33,884	-1.6
2001/02	261,079	2.6	264,749	11.0	34,423	1.6

*Data from the Malinchuk Center for Education Statistics

F. U. S. STATES with the Most Int'l Students, 2007/08

Rank	U. S. State	2006/07	2007/08	% Change
1	California	27,087	28,480	5.1
2	Florida	11,000	11,500	4.5
3	Illinois	10,500	11,000	4.8
4	Michigan	8,500	9,000	5.9
5	Ohio	7,500	8,000	6.7
6	Texas	6,500	7,000	7.7
7	Washington	5,500	6,000	9.1
8	Arizona	4,500	5,000	11.1
9	Georgia	4,000	4,500	12.5
10	North Carolina	3,500	4,000	14.3

E. U.S. INSTITUTIONS with the Largest Number of International Students, 2007/08

Rank	Institution	City	State	Total
1	University of California - Berkeley	Berkeley	CA	15,597
2	University of California - Los Angeles	Los Angeles	CA	11,500
3	University of Texas - Austin	Austin	TX	5,350
4	Harvard University	Cambridge	MA	4,948
5	Boston University	Boston	MA	4,785
6	University of Pennsylvania	Philadelphia	PA	4,600
7	SUNY University at Buffalo	Buffalo	NY	4,363
8	Indiana University - Bloomington	Bloomington	IN	4,287
9	Ohio State University - Main Campus	Columbus	OH	4,259
10	Michigan State University	East Lansing	MI	4,244


The Institute of International Education (IIE) has conducted an annual census of international students in the U.S. since its founding in 1919. *Open Doors* has been published by the Institute since 1949, and began

INTERNATIONAL STUDENTS IN THE U.S. (CONTINUED)


H. PRIMARY SOURCE OF FUNDING
of International Students, 2007/08


G. TOP FIELDS OF STUDY
of Currently Enrolled International Students, 2006/07 &


2007/08	2007/08									
% of Total	% Change	Primary Source of Funds	Int'l Students	% of Total	Field of Study	2006/07	2007/08			
80.1%	-96.1%	U.S. College/University Funds	17,000	7.8%	Business Administration	16,833	25,000			
		Personal/Family Funds	7,800		Engineering					



10 Costa Rica 5,518 5,283 2.4 -2.4








01—El Día de Los Niños; Panama
 02—Día de los Muertos; Mexico
 03—Bunka-no-Hi; Japan
 04—Citizenship Day; Northern Marianas
 05—Guy Fawkes Night; United Kingdom
 06—Confucius' Birthday; Vietnam
 07—Commemoration Day; Tunisia
 08—Queen's Birthday; Nepal
 09—Allama Muhammad Iqbal Day; Pakistan
 10—Militsiya Day; Russia
 11—Independence Day; Poland
 14—Readjustment Day; Guinea Bissau
 15—Proclamation of the Republic; Brazil
 16—Correction Day; Syria
 17—Day of National Revival; Azerbaijan
 18—National Day; Oman
 19—Garifuna Settlement Day; Belize
 22—Independence Day; Lebanon
 23—St. George of Iberia; Georgia
 24—National Women's Day; Samoa
 25—Independence Day; Suriname
 26—Proclamation Day; Mongolia
 28—Independence Day; Mauritania
 29—Liberation Day; Albania
 30—St. Andrew's Day; Scotland

01—National Day; Romania
 02—Republic Day; Laos
 05—Discovery Day; Haiti
 06—Farmer's Day; Ghana
 07—St. Ambrose Day; Italy
 08—Battle of the Falklands Day; Falkland Islands
 09—Independence Day; Tanzania
 10—Human Right's Day; United Nations
 11—Hanukkah; Israel
 12—Jamhuri Day; Kenya
 13—Republic Day; Malta
 15—Navidades; Puerto Rico
 16—Bijoy Dibash; Bangladesh
 17—National Day; Buhtan
 19—Separation Day; Anguilla
 20—Day of Morning; Panama
 21—Soltice; International
 23—Suez Victory Day; Egypt
 24—Santuranticuy; Peru
 25—Death of Tsongkapa; Tibet
 26—Junkanoo; Bahamas
 27—Hari Raya Haji; Singapore
 29—Hijra; Islamic
 30—Rizal Day; Philippines
 31—Omisoka; Japan



The newsletter of the Center *for* International *and* Multicultural Affairs

Center *for* International *and* Multicultural Affairs staff:



German R. Núñez, Ph.D.
 Vice President
 Director



Michelle Ensminger
 Editor, Global Matters
 Manager
 International Affairs



Kathy Milner
 Executive Administrative Assistant