



TEXAS TECH UNIVERSITY

HEALTH SCIENCES CENTER

Office of Institutional Planning and

Figure 2

Quantitative Data

6=Very

Satisfied, 5=Satisfied, 4=Somewhat Satisfied, 3=Somewhat Dissatisfied, 2=Dissatisfied, and 1=Very Dissatisfied
Student Life

6=Strongly Agree, 5=Agree, 4=Somewhat Agree, 3=Somewhat Disagree, 2=Disagree, and
1=Strongly Disagree Not Applicable Not Important to Me

T

poi5d

Qualitative Data

APPENDIX A. 'INSTITUTIONAL RESULTS'

.





| | | Strongly Agree | Agree | Somewhat Agree | Somewhat Disagree | Disagree | Strongly Disagree | Not Applicable | Not Important To Me | Distribution |
|----------------------|--------|----------------|-------|----------------|-------------------|----------|-------------------|----------------|---------------------|--------------|
| STUDENT LIFE (cont.) | Mean n | % n | % n | % n | % n | % n | % n | % n | % n | |
| | 4.01 | | | | | | | | | |
| | 4.58 | | | | | | | | | |
| | 4.63 | | | | | | | | | |
| | 4.83 | | | | | | | | | |
| | 5.06 | | | | | | | | | |

Strongly Agree

Agree

Somewhat
Agree

Somewhat
Disagree

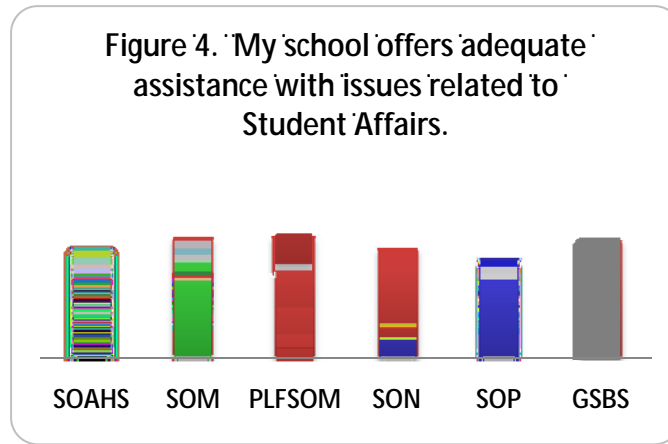


APPENDIX B. RESULTS BY SCHOOL

| | Mean* SD** | Mean SD | Mean SD | Mean SD | Mean SD | Mean SD |
|------------------|---------------|------------|------------|------------|------------|------------|
| STUDENT SERVICES | 5.38 | 5.27 | 5.45 | 5.30 | 5.06 | 5.27 |
| | | | | | | |
| | | | | | | |
| | | | | | | |
| | | | | | | |
| | | | | | | |

| | SOAHS | | SOM | | PLFSOM | | SON | | SOP | | GSBS | |
|---------------|-------|------------|-----|------------|--------|------------|-----|------------|-----|------------|------|------------|
| | n | Mean SD | n | Mean SD | n | Mean SD | n | Mean SD | n | Mean SD | n | Mean SD |
| FINANCIAL AID | | 5.10 | | 5.36 | | 5.59 | | 5.22 | | 5.11 | | 5.18 |
| | | 4.82 | | 4.98 | | 5.24 | | 4.96 | | 4.77 | | 4.93 |
| | | 5.02 | | 5.09 | | 5.29 | | 5.05 | | 4.87 | | 4.85 |

Yes



| | Mean SD | Mean SD | Mean SD | Mean SD | Mean SD | Mean SD |
|-----------------|------------|------------|------------|------------|------------|------------|
| STUDENT AFFAIRS | 5.24 | 5.62 | 5.79 | 5.27 | 5.05 | 5.40 |
| | | | | | | |
| | | | | | | |
| | | | | | | |

| | SOAHS | | SOM | | PLFSOM | | SON | | SOP | | GSBS | |
|-------------------|-------|-------------|-----|-------------|--------|-------------|-----|-------------|-----|-------------|------|-------------|
| | n | Mean SD | n | Mean SD | n | Mean SD | n | Mean SD | n | Mean SD | n | Mean SD |
| LIBRARY RESOURCES | | <u>5.33</u> | | <u>5.39</u> | | <u>5.44</u> | | <u>5.46</u> | | <u>4.94</u> | | <u>5.55</u> |
| | | <u>4.90</u> | | <u>4.54</u> | | <u>5.03</u> | | <u>5.29</u> | | <u>4.74</u> | | 5.17 |
| | | <u>5.04</u> | | <u>4.73</u> | | <u>5.09</u> | | <u>5.37</u> | | <u>4.19</u> | | 5.31 |
| | | <u>5.09</u> | | <u>5.17</u> | | <u>5.18</u> | | <u>5.38</u> | | <u>4.59</u> | | 5.35 |
| | | <u>5.18</u> | | <u>5.21</u> | | <u>5.15</u> | | <u>5.44</u> | | 4.93 | | 5.24 |

| | | SOAHS | | SOM | | PLFSOM | | SON | | SOP | | GSBS | |
|--------------------|--|-------|------------|-----|------------|--------|------------|-----|------------|-----|------------|------|------------|
| | | n | Mean SD | n | Mean SD | n | Mean SD | n | Mean SD | n | Mean SD | n | Mean SD |
| ADVISING/MENTORING | | | | | | | | | | | | | |
| | | | 5.27 | | 4.73 | | 5.23 | | 5.07 | | 4.24 | | 5.35 |
| | | | 5.48 | | 4.85 | | 5.27 | | 5.17 | | 4.47 | | 5.38 |
| | | | 5.50 | | 4.89 | | 5.22 | | 5.28 | | 4.72 | | 5.08 |

| | Mean SD | Mean SD | Mean SD | Mean SD | Mean SD | Mean SD |
|-------------|------------|------------|------------|------------|------------|------------|
| ENVIRONMENT | 5.53 | 5.45 | 5.79 | 5.54 | 5.36 | 5.30 |
| | 5.00 | 4.92 | 4.68 | 5.32 | 4.83 | 5.05 |
| | | | | | | |
| | | | | | | |
| | | | | | | |
| | | | | | | |
| | | | | | | |

| | SOAHS | | SOM | | PLFSOM | | SON | | SOP | | GSBS | |
|--------------------|-------|------------|-----|------------|--------|------------|-----|------------|-----|------------|------|------------|
| | n | Mean SD | n | Mean SD | n | Mean SD | n | Mean SD | n | Mean SD | n | Mean SD |
| GENERAL TECHNOLOGY | | | | | | | | | | | | |
| | | 4.75 | | 5.13 | | 4.88 | | 5.23 | | 3.57 | | 5.08 |
| | | 4.31 | | 4.36 | ↓ | 3.44 | | 5.02 | ↓ | 2.94 | | 4.62 |
| | | 4.89 | | 4.41 | | 4.21 | | 5.22 | | 4.21 | | 4.83 |
| | | 5.24 | | 4.89 | | 4.70 | | 5.42 | | 4.32 | | 4.82 |
| | | 5.03 | | 4.51 | | 4.72 | | 5.27 | | 4.62 | | 4.89 |

| | SOAHS | | SOM | | PLFSOM | | SON | | SOP | | GSBS | |
|----------------------|-------|------------|-----|------------|--------|------------|-----|------------|-----|------------|------|------------|
| | n | Mean SD | n | Mean SD | n | Mean SD | n | Mean SD | n | Mean SD | n | Mean SD |
| STUDENT LIFE (cont.) | | 4.00 | | 3.84 | | 4.58 | | 4.05 | | 3.89 | | 4.55 |
| | | 4.72 | | 4.68 | | 4.73 | | 4.90 | | 3.68 | | 4.88 |
| | | 4.73 | | 4.59 | | 4.58 | | 4.99 | | 3.93 | | 4.74 |
| | | 5.19 | | 4.68 | | 4.85 | | 4.95 | | 4.20 | | 5.19 |
| | | 5.19 | | 4.98 | | 5.71 | | 5.17 | | 4.55 | | 5.42 |

| | ABILENE | AMARILLO | DALLAS/FT. | | | | | | |
|-----------------|---------|----------|------------|------|------|------|------|------|------|
| | Mean | Mean | Mean | Mean | Mean | Mean | Mean | Mean | Mean |
| | SD | SD | SD | SD | SD | SD | SD | SD | SD |
| STUDENT AFFAIRS | | | | | | | | | |
| | 5.07 | 5.16 | 5.00 | 5.58 | | 5.41 | 4.56 | 5.14 | 5.41 |
| | 5.04 | 5.10 | 4.92 | 5.56 | | 5.33 | 4.61 | 5.14 | 5.34 |
| | 4.90 | 4.94 | 4.71 | 5.23 | | 5.35 | 4.33 | 4.83 | 5.31 |

| | ABILENE | | AMARILLO | | DALLAS/FT. | | EL PASO | | HIGHLAND | | LUBBOCK | | MIDLAND | | ODESSA | | DISTANCE | |
|-------------------|---------|---|----------|---|------------|---|---------|---|----------|---|---------|---|---------|---|--------|---|----------|---|
| | Mean | n | Mean | n | Mean | n | Mean | n | Mean | n | Mean | n | Mean | n | Mean | n | Mean | n |
| | SD | | SD | | SD | | SD | | SD | | SD | | SD | | SD | | SD | |
| LIBRARY RESOURCES | 4.50 | | 5.29 | | 4.61 | | 5.38 | | | | 5.37 | | 4.90 | | 5.65 | | 5.51 | |
| | 4.86 | | 4.91 | | 4.59 | | 4.96 | | | | 4.80 | | 5.00 | | 4.53 | | 5.46 | |
| | 3.57 | | 4.55 | | 4.24 | | 5.12 | | | | 5.00 | | 4.80 | | 4.90 | | 5.54 | |
| | 4.34 | | 4.95 | | 4.58 | | 5.22 | | | | 5.22 | | 4.92 | | 5.13 | | 5.33 | |
| | 4.88 | | 5.09 | | 4.91 | | 5.30 | | | | 5.20 | | 5.08 | | 5.34 | | 5.44 | |

| | ABILENE | | AMARILLO | | DALLAS/FT. | | EL PASO | | HIGHLAND | | LUBBOCK | | MIDLAND | | ODESSA | | DISTANCE | |
|--------------------|---------|------------|----------|------------|------------|------------|---------|------------|----------|------------|---------|------------|---------|------------|--------|------------|----------|------------|
| | n | Mean SD | n | Mean SD | n | Mean SD | n | Mean SD | n | Mean SD | n | Mean SD | n | Mean SD | n | Mean SD | n | Mean SD |
| ADVISING/MENTORING | | 4.26 | | 4.48 | | 4.44 | | 4.94 | | | | 5.07 | | 5.31 | | 4.45 | | 5.23 |
| | | 4.50 | | 4.74 | | 4.44 | | 5.10 | | | | 5.18 | | 5.31 | | 4.68 | | 5.38 |
| | | 4.72 | | 4.82 | | 4.94 | | 5.12 | | | | 5.22 | | 5.38 | | 4.88 | | 5.41 |






| | Mean SD | Mean SD | Mean SD | Mean SD | Mean SD | Mean SD | Mean SD | Mean SD | Mean SD |
|-------------|------------|------------|------------|------------|------------|------------|------------|------------|------------|
| ENVIRONMENT | 5.40 | 5.44 | 5.00 | 5.51 | | 5.47 | 5.81 | 5.39 | 5.68 |
| | 4.90 | 4.98 | 4.19 | 4.72 | | | | | |
| | | | | | | | | | |
| | | | | | 0.66 | 0.60 | 0.47 | 0.67 | 0.49 |
| | | | | | | | | | |
| | | | | | | | | | |

0.47.98

| | ABILENE | | AMARILLO | | DALLAS/FT. | | EL PASO | | HIGHLAND | | LUBBOCK | | MIDLAND | | ODESSA | | DISTANCE | |
|--------------------|---------|------------|----------|------------|------------|------------|---------|------------|----------|------------|---------|------------|---------|------------|--------|------------|----------|------------|
| | n | Mean SD | n | Mean SD | n | Mean SD | n | Mean SD | n | Mean SD | n | Mean SD | n | Mean SD | n | Mean SD | n | Mean SD |
| GENERAL TECHNOLOGY | | | | | | | | | | | | | | | | | | |
| | | 3.64 | | 3.83 | | 3.75 | | 5.16 | | | | 5.02 | | 5.25 | | 4.73 | | 5.52 |
| | | 2.37 | | 3.62 | | 3.17 | | 4.82 | | | | 4.46 | | 3.87 | | 4.40 | | 5.34 |
| | | 4.08 | | 4.46 | | 4.06 | | 3.87 | | | | 4.67 | | 5.13 | | 5.17 | | 5.31 |
| | | 4.80 | | 4.43 | | 3.90 | | 4.53 | | | | 5.07 | | 5.08 | | 5.30 | | 5.48 |
| | | 4.38 | | 4.68 | | 4.42 | | 4.88 | | | | 4.88 | | 4.81 | | 5.22 | | 5.29 |

| | ABILENE | | AMARILLO | | DALLAS/FT. | | EL PASO | | HIGHLAND | | LUBBOCK | | MIDLAND | | ODESSA | | DISTANCE | |
|--------------|---------|---------|----------|---------|------------|---------|---------|---------|----------|---------|---------|---------|---------|---------|--------|---------|----------|---------|
| | n | Mean SD | n | Mean SD | n | Mean SD | n | Mean SD | n | Mean SD | n | Mean SD | n | Mean SD | n | Mean SD | n | Mean SD |
| STUDENT LIFE | | 4.54 | | 4.91 | | 4.43 | | 5.12 | | | | 5.14 | | 4.25 | | 4.81 | | 5.26 |
| | | 4.69 | | 4.87 | | 4.57 | | 4.64 | | | | 5.10 | | 5.40 | | 4.96 | | 5.41 |
| | | 4.65 | | 4.65 | | 4.24 | | 5.03 | | | | 5.22 | | 4.88 | | 4.84 | | 5.41 |
| | | 4.37 | | 4.54 | | 3.89 | | 5.12 | | | | 5.08 | | 4.75 | | 4.91 | | 5.09 |
| | | 3.93 | | 4.53 | | 3.44 | | 4.75 | | | | 5.05 | | 4.25 | | 4.78 | | 5.01 |
| | | 3.58 | | 4.16 | | 3.74 | | 4.68 | | | | 4.76 | | 3.81 | | 4.06 | | 3.46 |
| | | 3.46 | | 4.29 | | 3.60 | | 4.48 | | | | 4.69 | | 3.88 | | 3.84 | | 3.80 |
| | | 3.60 | | 4.27 | | 3.85 | | 4.66 | | | | 4.82 | | 4.33 | | 4.43 | | 4.51 |

| | ABILENE | | AMARILLO | | DALLAS/FT. | | EL PASO | | HIGHLAND | | LUBBOCK | | MIDLAND | | ODESSA | | DISTANCE | |
|----------------------|---------|------------|----------|------------|------------|------------|---------|------------|----------|------------|---------|------------|---------|------------|--------|------------|----------|------------|
| | n | Mean SD | n | Mean SD | n | Mean SD | n | Mean SD | n | Mean SD | n | Mean SD | n | Mean SD | n | Mean SD | n | Mean SD |
| STUDENT LIFE (cont.) | | 4.05 | | 4.01 | | 3.63 | | 4.32 | | | | 3.89 | | 3.27 | | 4.03 | | 4.17 |
| | | 3.69 | | 4.15 | | 3.24 | | 4.63 | | | | 4.76 | | 3.64 | | 4.37 | | 5.07 |
| | | 4.12 | | 4.26 | | 3.37 | | 4.63 | | | | 4.74 | | 3.81 | | 4.31 | | 5.10 |
| | | 4.13 | | 4.47 | | 4.03 | | 4.71 | | | | 4.91 | | 5.06 | | 4.81 | | 5.21 |
| | | 4.63 | | 4.76 | | 4.26 | | 5.28 | | | | 5.13 | | 5.06 | | 4.66 | | 5.31 |

| | ABILENE | | AMARILLO | | DALLAS/FT. | | EL PASO | | HIGHLAND | | LUBBOCK | | MIDLAND | | ODESSA | | DISTANCE | |
|----------------------|---------|--|----------|--|------------|--|---------|------------|----------|------------|---------|------------|---------|--|--------|--|----------|------------|
| | n | Mean SD | n | Mean SD | n | Mean SD | n | Mean SD | n | Mean SD | n | Mean SD | n | Mean SD | n | Mean SD | n | Mean SD |
| STUDENT LIFE (cont.) | | | | | | | | | | | | | | | | | | |
| | | 4.50 | | 4.74 | | 4.14 | | 5.19 | | | | 5.06 | | 5.13 | | 4.90 | | 5.37 |
| | | 4.56 | | 4.75 | | 4.20 | | 5.09 | | | | 5.10 | | 5.31 | | 4.91 | | 5.34 |
| | |  2.58 | |  3.48 | |  2.50 | | 3.88 | | | | 4.11 | |  3.19 | |  3.42 | | 4.48 |
| | | 4.10 | | 4.50 | | 4.11 | | 5.12 | | | | 5.07 | | 5.31 | | 4.97 | | 5.36 |

Questions about this report can be submitted to the
Office of Institutional Planning & Assessment at (806) 743 2918.